



* This photo includes optional accessories.

Suzuki Genuine Accessories

We've put together a collection of accessories, each thoughtfully designed for quality, usability, and style, to help you customize and personalize your ride. With a variety of options built to boost comfort, practicality, and protection, you can choose the items that express your unique style.



Meter Visor (Smoked Tint)*1



Single Seat Cowl



Stylish Seat*1



Tank Side Protection



Billet Brake Lever



Billet Clutch Lever



Soft Side Case Set*2

*1 Available on the GSX-8T. *2 Soft Side Case Bracket Set is required for installation.

Standard and optional equipment availability may vary by market. Please Inquire at your dealers, as specifications and illustrations may refer to models not available in your region. SUZUKI MOTOR CORPORATION reserves the right to change, without notice, prices, colors, materials, equipment, specifications, and models, and also to discontinue models.

- Always wear a helmet, eye protection, and protective clothing.
- Enjoy riding safely.
- Read your Owner's Manual carefully.
- Never ride under the influence of alcohol or other drugs.

All photographs in this leaflet were taken with proper permission. Images of the vehicles without number plates on public roads are composite photos.



SUZUKI MOTOR CORPORATION
300 Takatsuka-cho, Minami-ku, Hamamatsu-shi, Shizuoka 432-8611 Japan
www.globalsuzuki.com

GSX-8T/8TT (GSX800TRQ/GSX800TRQB) M6 Product Information
Jun. '25



GSX-8T/8TT

Two Riders, One Journey

Every ride begins a new story. Two styles. Two approaches. Two paths, one spirit. The GSX-8T and GSX-8TT – a bold reimagining of the classic ride. Timeless design, redefined for today. Experience the effortless power and precision handling of the parallel-twin engine. Different lives, different roads – but when you ride, your heartbeats become one.



GSX-8T



GSX-8TT



A Ride that Mirrors Your Soul

Through the city, beyond the ordinary.
You wanted something real — pure beauty on two wheels.
This isn't just a ride. It's a bond that lasts.

Chasing Freedom with Every Ride

Go further. The dynamic form ignites your spirit.
With every ride, you and your bike move as one.





As the sun sets, we meet on the hill, just as we planned. The GSX-8T radiates timeless beauty in the fading light, while the GSX-8TT stands strong, full of power and bold energy. This is more than just riding – it's freedom, connection, and a journey that reflects who we are. Every ride with these bikes brings excitement and a sense of adventure.

Timeless, Innovative, & Passionate

The GSX-8T/8TT is defined by its design keywords: "Timeless, Innovative, & Passionate." It takes the individuality and beauty of legendary models and reimagines them through a bold, modern design.



Mono-Round Headlight

The flat-bottom mono-round headlight takes inspiration from the iconic designs of Suzuki motorcycles from the 1960s and 1970s. It's been carefully engineered with lightweight construction to enhance handling stability and deliver a more planted, confident ride.



Handlebar End Mirror

Suzuki's first handlebar end mirrors combine a classic look with refined functionality. Positioned at the bar ends, they reduce interference with the rider's body while contributing to a more open field of view and improved rearward awareness.



Fuel Tank

The smooth, rounded lines recall the iconic tank of the Suzuki T500. The large 16.5-liter tank delivers a bold, classic look while offering solid stability and a secure, reassuring knee grip.



Engine Side Covers (Black Finish)

Engine Side Covers with a black finish complement the overall design with an understated, refined look. They bring out the engine's mechanical appeal and emphasize the GSX-8T's performance-focused character.



Additional Design Accents

A high-quality stainless steel muffler adds a sense of quality that complements the bike's overall design. The GSX-8 emblem – modeled after a billiards 8-ball – and a sculpted 3D SUZUKI badge add unique touches that enhance the overall look.

Fast-Charging USB Type-C Socket

A USB Type-C socket supports fast charging for smartphones. Designed for everyday convenience, its compact design blends seamlessly with the bike's styling.



5-inch Color TFT Display

A high-quality display keeps the rider informed with a wide range of data. Day and night modes enhance visibility in any lighting, with real-time updates available.



ELIY Power Lithium-Ion Battery

Developed by Eliiy Power using advanced energy storage technology, this compact, lightweight battery offers reliability, durability, enhanced startability, and long life with minimal self-discharge.

Another Variant: The GSX-8TT

A design that boosts the joy of riding, inspired by classic road racers.



Headlight Cowl for GSX-8TT

The headlight cowl features a dynamic design inspired by Suzuki's road racers from the 1970s and 1980s, adding a sense of motion and purpose to the GSX-8TT's front end. Like the GSX-8T, it's fitted with a distinctive flat-bottom headlight that expresses Suzuki's unique design identity. Despite its compact size, the cowl is precisely engineered to deliver excellent wind protection and reduce wind pressure at high speeds.



Under Cowl for GSX-8TT

The under cowl is designed exclusively for the GSX-8TT, with proportions that balance with the headlight cowl and fuel tank. Its flowing shape connects to the short muffler, emphasizing the bike's sporty character.



Stylish Seat for GSX-8TT

The seat design complements the headlight cowl, under cowl, and overall styling of the bike. Red contrast stitching adds a sporty touch that reflects the GSX-8TT's character.

Power and Comfort Born from Advanced Technology



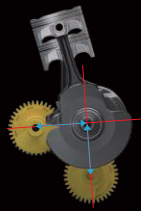
Confident Torque, Rewarding Sound

The GSX-8T/8TT uses Suzuki's slim, compact parallel-twin engine to achieve a chassis geometry that boosts overall performance. Its responsive power delivery and smooth throttle feel come from a well-balanced engine that offers plenty of torque and easy control, making it enjoyable for any rider — whether solo or with a passenger. At the heart of the GSX-8T/8TT is a 776 cm³ DOHC, 4-valve-per-cylinder parallel-twin that delivers strong, usable torque from low rpm, along with consistent performance through the mid to high rev range. The 270-degree crankshaft helps deliver the traction, torque, and riding feel expected from a twin — along with the satisfying rumble and engine note reminiscent of Suzuki's proven V-twin engines.

Suzuki Cross Balancer


The GSX-8T/8TT's parallel-twin engine uses a 270-degree crank layout with a primary balancer to reduce vibration. Suzuki has developed a new biaxial primary balancer, the first of its kind on a production motorcycle, positioning the two balancers at 90° to the crankshaft.*¹ This patented*² mechanism helps maintain a smooth engine feel across the entire rev range, from low rpm to high.

*¹ According to Suzuki's in-house research.
*² Patent granted for biaxial primary balancer that positions its two balancers at 90° to the crankshaft.



Short Muffler Design

The GSX-8T/8TT features a distinctive short muffler, part of a 2-into-1 exhaust system designed specifically for the parallel-twin engine. It produces a satisfying exhaust note while helping to deliver strong, responsive performance. Inside the collector, a two-stage catalytic converter helps the system meet Euro 5+ emissions standards. This design isn't just about power — it works together with the engine to bring out its full performance potential.



Bi-directional Quick Shift System


The Bi-directional Quick Shift System allows gear changes without using the clutch lever while riding. Whether shifting up or down, the system delivers smooth acceleration and clean gear changes. With automatic blipping and coordinated engine braking, downshifts are fast and effortless. The gear shift linkage has been optimized for a solid, tactile feel with each shift, providing clear feedback that the system has responded instantly.

Low RPM Assist

Low RPM Assist helps maintain engine speed during takeoff and low-speed riding, making starts smoother and easier. It provides added confidence in stop-and-go traffic or when making U-turns.

Suzuki Intelligent Ride System (S.I.R.S.)

Equipped on the GSX-8T/8TT, the Suzuki Intelligent Ride System (S.I.R.S.) uses advanced electronic systems to adapt performance characteristics to match changing riding conditions and rider preferences. It helps make the bike easier to control, more predictable, and less tiring to ride. Whether you're touring long distances, riding with a passenger, or heading out for a sporty solo run, S.I.R.S. adds confidence and control every step of the way.



Suzuki Traction Control System Image

Suzuki Drive Mode Selector (SDMS)

Suzuki Drive Mode Selector (SDMS) lets riders choose from three different power delivery modes to match riding conditions and personal preferences. Each mode offers full engine power, with distinct throttle response and torque characteristics. By selecting the mode that best fits your style or the road ahead, you can ride with more confidence and enjoy every ride even more.

Mode A (Active) Offers the sharpest throttle response of the three settings. It offers precise torque control and strong, satisfying acceleration.

Mode B (Basic) Features a softer throttle response and a more linear power delivery curve. It enhances bike control and is tuned for everyday riding.

Mode C (Comfort) Provides the softest throttle response and the gentlest torque characteristics. Ideal for riding on wet or slippery roads, it gives you greater confidence and smoother control.

Suzuki Traction Control System (STCS)

Designed to help prevent rear wheel slip, the Suzuki Traction Control System reduces stress and fatigue while riding and gives you more confidence when controlling the bike. Three selectable modes allow you to control the system's response speed and how much it limits wheel spin. You can also opt to run with it turned off.

Note: The Suzuki Traction Control System is not a substitute for the rider's throttle control. It cannot prevent loss of traction due to excessive speed when the rider enters a turn and/or applies the brakes. Neither can it prevent the front wheel from losing grip.

High-performance Wheels and Tires

Lightweight cast aluminum wheels contribute to the GSX-8T/8TT's sharp styling and nimble handling. These wheels are paired with Dunlop SPORTMAX Roadsport 2 radial tires, specially tuned with an internal construction custom-engineered for the GSX-8T/8TT's unique performance characteristics. Featuring a proven tread pattern and a silica compound for improved grip and durability on wet roads, both tires work in harmony with the optimized suspension settings to help enhance grip, stability, agility, and overall ride comfort.



Comfort in One Moment, Agility in the Next



A Chassis Engineered for Real Riding Excitement

The GSX-8T/8TT chassis is slim, compact, lightweight, and agile — purpose-built to support its high-performance parallel-twin engine. Even with the optional soft side case set installed, the chassis maintains excellent handling and control. Whether riding solo or with a passenger, the design helps reduce rider fatigue. At the heart of the chassis is a strong, high-rigidity frame that forms its core structure. The seat rails offer solid support and add to the bike's sleek, stylish look. The lightweight aluminum swingarm is tuned for sharp, responsive performance on the street. The chassis geometry has been precisely engineered to deliver both straight-line stability and nimble handling. It also supports a balanced riding position by distributing weight effectively between the front and rear. The compact layout of the parallel-twin engine allows the rider to sit farther forward, making it easier to shift body weight and stay in control of the GSX-8T/8TT.



Optimized Front and Rear Suspension

KYB inverted front forks feature 130 mm of travel, offering a smooth, controlled ride. With well-balanced damping, they provide both comfort for long-distance touring and responsiveness for sporty riding. At the rear, the dedicated KYB link-type rear mono-shock is tuned to through straight-line stability and responsive handling, even when carrying a passenger. The mechanical preload adjuster makes fine-tuning the suspension for two-up riding quick and easy. This setup is optimized for nimble handling and precise control in corners.



COLOR VARIATIONS

GSX-8T



Candy Burnt Gold (Q5Y)

Metallic Mat Black (YKV)

Metallic Mat Steel Green (QVP)

* This photo includes optional accessories.

GSX-8TT



Pearl Mat Shadow Green (QU5)

Glass Sparkle Black (YVB)

SPECIFICATIONS

Overall length	2,115 mm (83.3 in.)	
Overall width	775 mm (30.5 in.)	
Overall height	1,105 mm (43.5 in.)	
Wheelbase	1,465 mm (57.7 in.)	
Ground clearance	145 mm (5.7 in.)	
Seat height	815 mm (32.0 in.): GSX-8T 810 mm (31.9 in.): GSX-8TT	
Curb mass	201 kg (443 lbs.): GSX-8T 203 kg (445 lbs.): GSX-8TT	
Engine type	4-stroke, 2-cylinder, liquid-cooled, DOHC	
Bore x stroke	84.0 mm x 70.0 mm (3.3 in. x 2.8 in.)	
Engine displacement	776 cm³ (47.4 cu. in.)	
Compression ratio	12.8 : 1	
Fuel system	Fuel injection	
Starter system	Electric	
Lubrication system	Forced feed circulation, Wet sump	
Transmission	6-speed constant mesh	
Suspension	Front	Inverted telescopic, coil spring, oil damped
	Rear	Link type, coil spring, oil damped
Rake / trail	25° / 104 mm (4.1 in.)	
Brakes	Front	Disc, twin
	Rear	Disc
Tires	Front	120/70ZR17M/C (58W) tubeless
	Rear	180/55ZR17M/C (73W) tubeless
Ignition system	Electronic ignition (transistorized)	
Fuel tank capacity	16.5 L (4.3/3.6 US/Imp gal)	
Oil capacity (overhaul)	3.9 L (4.1/3.4 US/Imp qt)	
Fuel consumption	23.8 km/L (4.2 L/100 km) in WMTC	
CO ₂ emissions	99 g/km	

European Spec. shown. Actual fuel consumption and CO₂ emissions may differ owing to conditions such as the weather, road, rider behavior, and maintenance.